

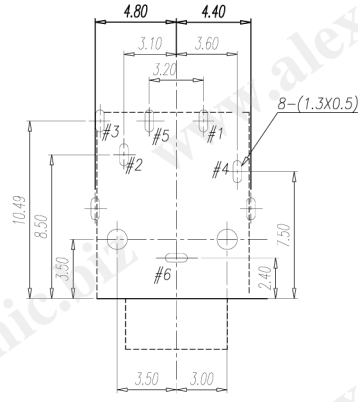
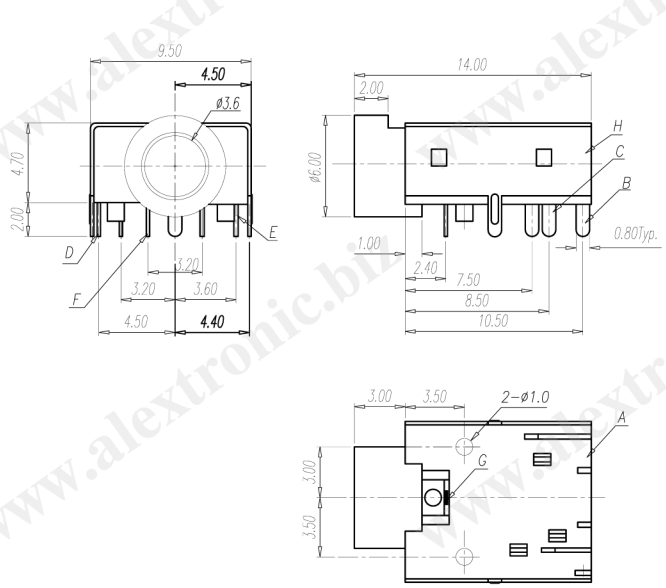
CATEGORY	DESCRIPTION	P/N #
CONNECTOR	Audio Jack, OD=3.5, R/A, T/H	AJ3353-11010-XXX0



REV.	ECN NO	DESCRIPTION	REVISED	DATE
A1		新訂圖面	Johny	2007.6.12
A2		料號由原2U353-1D12-XX6變更為AJ3353-11010-XXX0 & 整理圖面	JXM	2009.6.20

**SPECIFICATION**

1. Voltage Rating: DC 30V Min.
2. Current Rating: 1.0A Max.
3. Contact resistance: 30mΩ Max.
4. Insulation resistance: 100MΩ Min. (DC250V)
5. Operation Temperature: -25°C~70°C
6. Withstand Voltage: AC500V
7. Insertion force: 3kgf Max.
8. Extraction force: 0.3kgf Min.
9. Life testing: 3,000 cycles
10. To conform with the "QC-03-045" & "RoHS DIRECTIVE"
11. Solder heat resistance: wave soldering 260°C 5 seconds



AJ3353-11010-XXX0  
Pin數  
Color Scheme

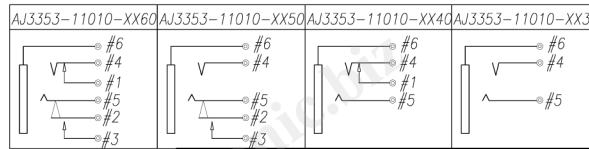
Recommend PCB Layout  
(Jack Top View)  
Tolerance:±0.05mm  
Recommend PCB Thickness: 1.6mm

**Color Scheme**

XX	Housing
00	Black
12	Pink(701C)
15	Lime(577C)

H	Shielding Cover	1	SUS, T=0.2mm	Ni Plating	
G	Terminal #6	1	Phosphor Bronze, T=0.2mm	Ag Plating	
F	Terminal #5	1	SUS, T=0.2mm	Ag Plating	
E	Terminal #4	1	Phosphor Bronze, T=0.25mm	Ag Plating	
D	Terminal #3	1	Phosphor Bronze, T=0.2mm	Ag Plating	
C	Terminal #2	1	SUS, T=0.2mm	Ag Plating	
B	Terminal #1	1	BRASS, T=0.25mm	Ag Plating	
A	Housing	1	PBT UL94V-0	See Color Scheme	
NO.	PART NAME	Q'TY	MATERIAL	PLATING & COLOR	Remark

**SCHEMATIC**



**Product Drawing  
ALEXTRONIC**

UNLESS OTHERWISE SPECIFIED TOLERANCES:		SCALE:1/1	UNIT: mm	DWG.NO:	
DECIMALS: X :±0.5		SIZE: A3	PAGE:1 OF 1	REV: A2	
ANGLES: X.X :±2°		APPROVED BY	CHECKED BY	PREPARED BY	
X.XX :±0.3		WYX	Pengjie	JXM	
X.XXX :±0.2		<b>CUSTOMER COPY</b>			